

Scaled data based on original data using
LM-79-08 Approved Method: Electrical and Photometric Measurements of Solid-
State Lighting Products

Test Report Prepared for
Cooper Lighting Solutions
(formerly Eaton)

Brand: INVUE

Report Number: P670962

Luminaire Tested: **CCP-SA-1E-740-U-T4FT**

Issue Date: 04/16/2023



Test Information

Test Method: LM-79-08
Report Number: P670962
Test Lab: INNOVATION CENTER(G1)
Issue Date: 04/16/2023
Manufacturer: COOPER LIGHTING SOLUTIONS (FORMERLY EATON)
Product Line: INVUE
Catalog Number: CCP-SA-1E-740-U-T4FT
Description: INVUE CLEAR CURVE POLE MOUNT LIGHT SQUARE LUMINAIRE @1050mA w/ T4FT distribution lens
Light Source: (16) 4000K CCT, 70 CRI LEDS
Ballast/Driver: ELECTRONIC DRIVER

Summary

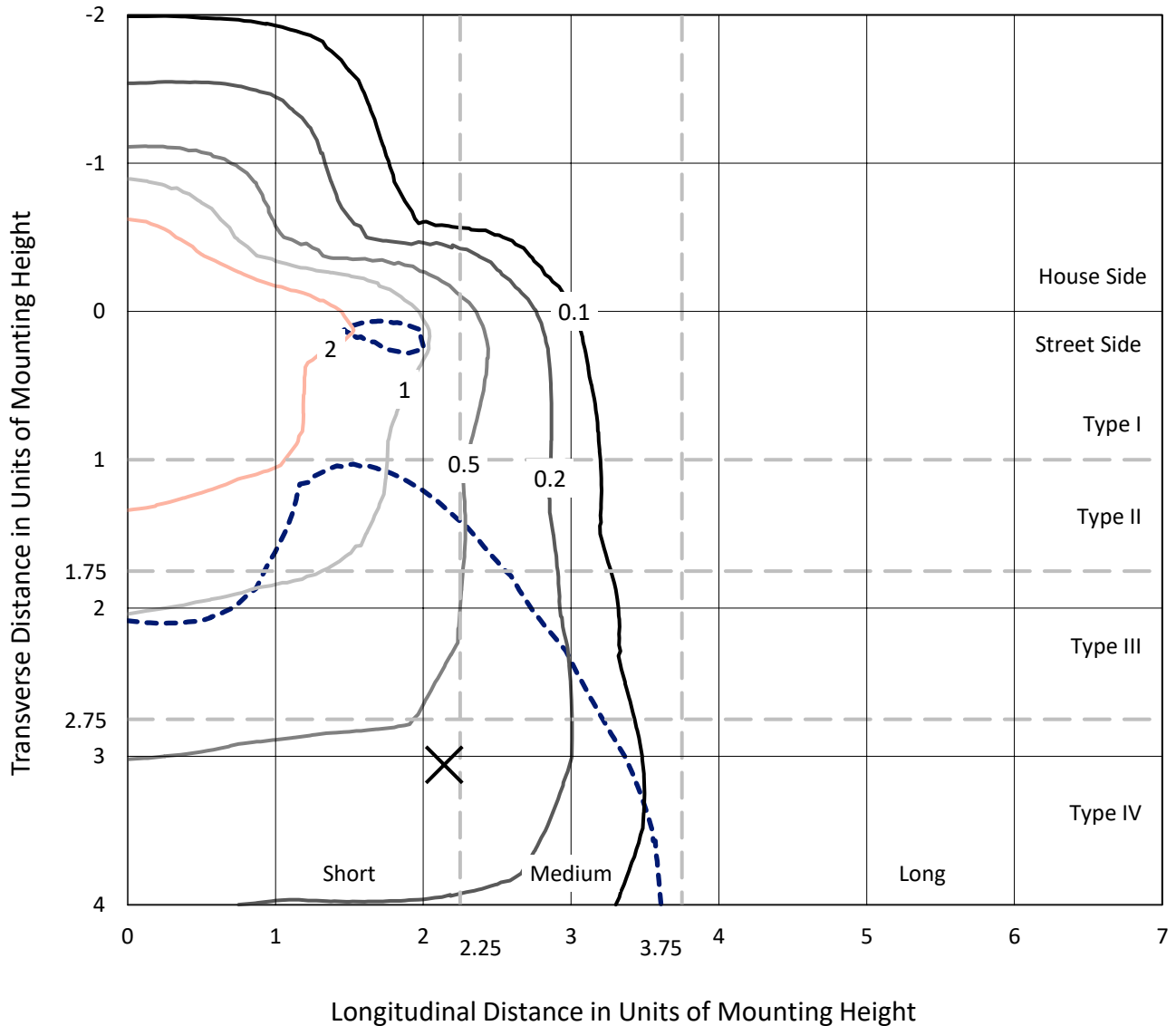
Lumens per Lamp: N/A
Luminaire Lumens: 6832.8 lumens
Efficiency: N/A
Efficacy: 121.8 lumens/watt
Luminous Opening: Rectangular (W 1' x L: 0.5' x H: 0')
IES Classification: Type IV - Short
BUG Rating: B1 - U0 - G2

Input Watts (W): 56.1
Input Voltage (V): 120
Input Current (Ain): NR
Voltage Rise (V): NR
Power Factor: NR
Total Harmonic Distortion (THDi): NR
Frequency (hertz): 60
Stabilization Time: NR
Operation Time: NR
Ambient Temperature (°C): NR
Test Distance: 25 FT

REPORT NUMBER: P670962
 CATALOG NUMBER: CCP-SA-1E-740-U-T4FT

Iso-Footcandle Lines of Horizontal Illumination

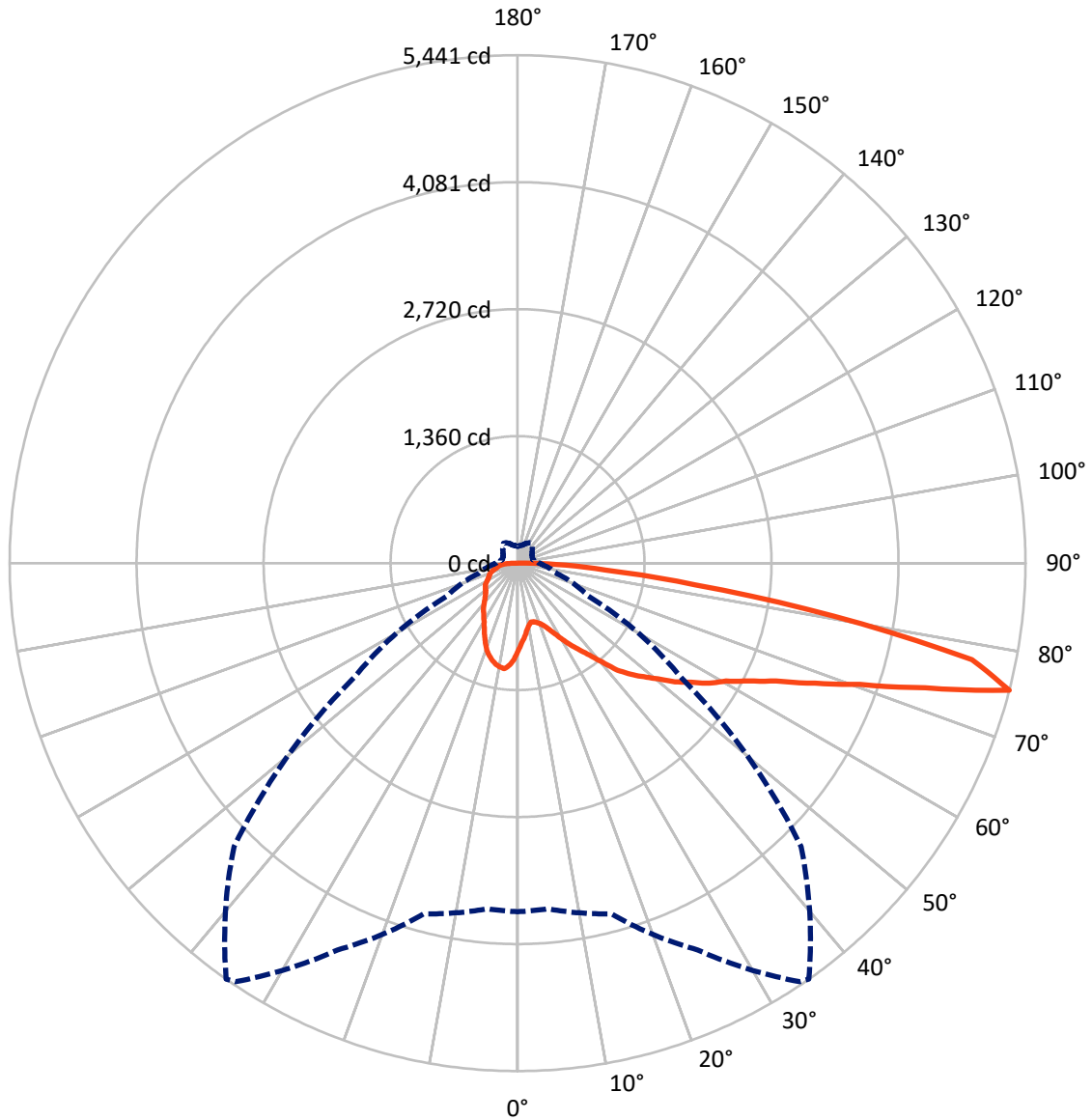
× Max cd
 - - - 1/2 Max cd



Based on 15 foot mounting height. Maximum calculated value = 4.9 fc
 Type IV - Short - N/A

REPORT NUMBER: P670962
CATALOG NUMBER: CCP-SA-1E-740-U-T4FT

Luminous Intensity Polar Plot



— Vertical Plane Through 35-Deg Lateral - - - Horizontal Cone Through 75-Deg Vertical

REPORT NUMBER: P670962

CATALOG NUMBER: CCP-SA-1E-740-U-T4FT

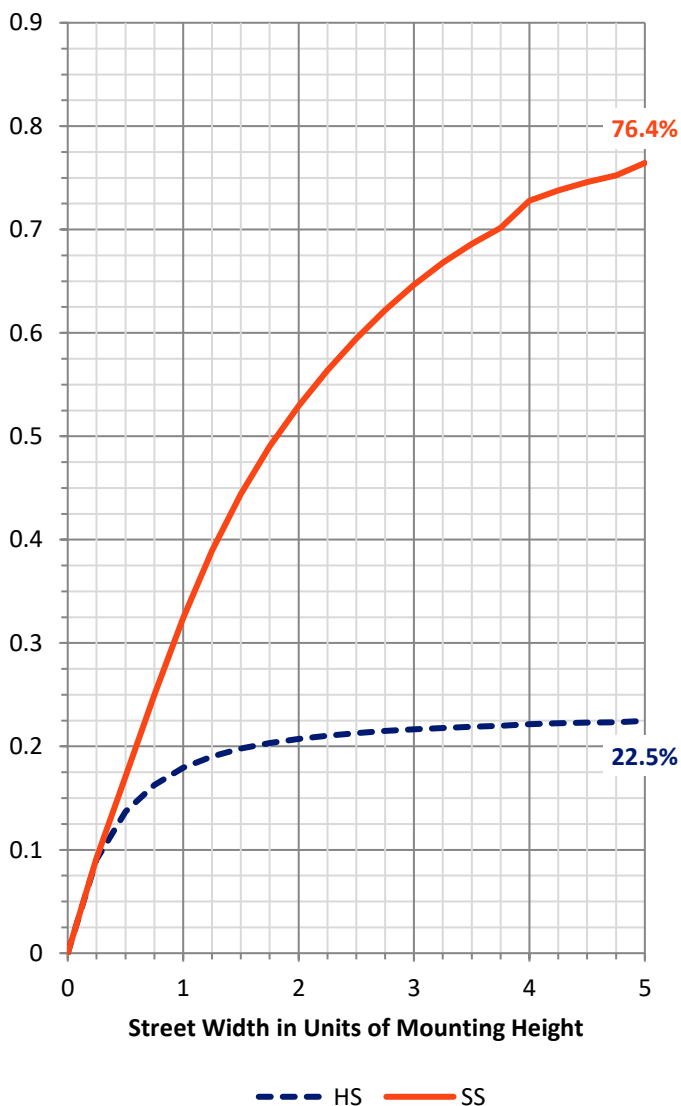
FLUX DISTRIBUTION:

		Downward	Upward	Total
House Side	Lumens	1570.4	0.0	1570.4
	% Fixture	23.0	0.0	23.0
Street Side	Lumens	5262.5	0.0	5262.5
	% Fixture	77.0	0.0	77.0
Total	Lumens	6832.8	0.0	6832.8
	% Fixture	100.0	0.0	100.0

Coefficient of Utilization

ZONAL LUMENS:

Zone	Lumens	% Fixture
0°-10°	89.2	1.3
10°-20°	258.9	3.8
20°-30°	429.6	6.3
30°-40°	636.8	9.3
40°-50°	918.2	13.4
50°-60°	1262.6	18.5
60°-70°	1559.6	22.8
70°-80°	1426.8	20.9
80°-90°	251.2	3.7
90°-100°	0.0	0.0
100°-110°	0.0	0.0
110°-120°	0.0	0.0
120°-130°	0.0	0.0
130°-140°	0.0	0.0
140°-150°	0.0	0.0
150°-160°	0.0	0.0
160°-170°	0.0	0.0
170°-180°	0.0	0.0
0°-90°	6832.8	100.0
0°-180°	6832.8	100.0



REPORT NUMBER: P670962

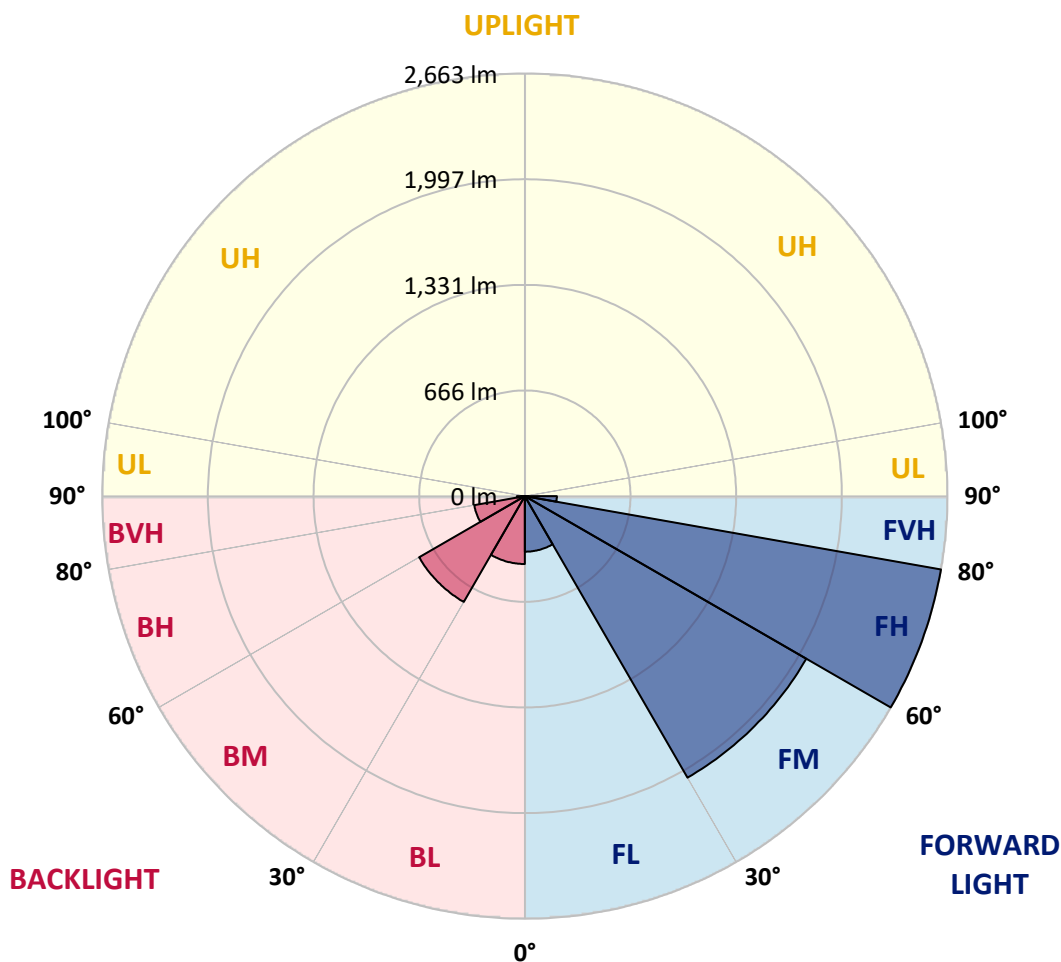
CATALOG NUMBER: CCP-SA-1E-740-U-T4FT

LUMINAIRE CLASSIFICATION SYSTEM LUMEN TABLE AND BUG RATING:

Zone	Lumens	% Fixture	Zone Rating/Lumen Limit		
			B	U	G
FL (0°-30°)	350.2	5.1			
FM (30°-60°)	2048.1	30.0			
FH (60°-80°)	2662.6	39.0			G2/5000
FVH (80°-90°)	201.6	3.0			G2/225
BL (0°-30°)	427.4	6.3	B1/500		
BM (30°-60°)	769.5	11.3	B1/1000		
BH (60°-80°)	323.8	4.7	B1/500		G1/500
BVH (80°-90°)	49.6	0.7			G1/100
UL (90°-100°)	0.0	0.0		U0/0	
UH (100°-180°)	0.0	0.0		U0/0	

BUG Rating: B1-U0-G2

Type IV Short





REPORT NUMBER: P670962

CATALOG NUMBER: CCP-SA-1E-740-U-T4FT

CANDELA DISTRIBUTION (FULL):

	0°	5°	15°	25°	34°	35°	45°	55°	65°	75°	85°
0°	936.1	936.1	936.1	936.1	936.1	936.1	936.1	936.1	936.1	936.1	936.1
2.5°	848.1	840.5	848.1	853.1	853.1	853.1	860.6	883.3	898.4	908.5	926.1
5°	760.0	762.5	767.5	780.1	787.7	792.7	805.3	833.0	855.6	888.3	926.1
7.5°	682.0	687.0	694.6	707.1	724.7	722.2	749.9	787.7	830.4	873.2	928.6
10°	641.7	651.8	654.3	656.8	674.4	674.4	712.2	754.9	807.8	863.2	928.6
12.5°	649.3	649.3	641.7	639.2	649.3	646.7	679.5	729.8	787.7	865.7	938.7
15°	671.9	671.9	656.8	641.7	656.8	651.8	679.5	719.7	787.7	868.2	958.8
17.5°	702.1	704.6	687.0	661.8	666.9	669.4	689.5	727.3	787.7	873.2	986.5
20°	762.5	749.9	722.2	682.0	699.6	692.0	722.2	754.9	802.8	893.4	1026.7
22.5°	815.3	815.3	762.5	727.3	729.8	729.8	757.5	785.1	825.4	921.0	1056.9
25°	900.9	895.9	830.4	777.6	782.6	785.1	800.2	833.0	863.2	936.1	1094.7
27.5°	1009.1	996.5	931.1	870.7	850.6	858.1	865.7	890.8	898.4	961.3	1140.0
30°	1124.9	1107.3	1051.9	956.3	946.2	948.7	936.1	951.2	941.2	1001.6	1185.3
32.5°	1197.9	1197.9	1145.0	1074.5	1046.9	1046.9	1004.1	1014.1	1014.1	1039.3	1265.8
35°	1260.8	1255.7	1220.5	1167.7	1150.0	1140.0	1097.2	1112.3	1087.1	1112.3	1379.0
37.5°	1356.4	1341.3	1326.2	1291.0	1255.7	1248.2	1225.5	1235.6	1200.4	1187.8	1507.4
40°	1467.1	1459.6	1444.5	1429.4	1394.1	1391.6	1366.5	1376.5	1338.8	1291.0	1635.7
42.5°	1630.7	1608.0	1560.2	1547.6	1555.2	1565.3	1555.2	1537.6	1469.6	1409.2	1774.1
45°	1794.3	1759.0	1668.4	1648.3	1706.2	1698.6	1741.4	1733.9	1623.1	1527.5	1920.1
47.5°	1900.0	1869.8	1796.8	1784.2	1809.4	1819.4	1947.8	1925.1	1749.0	1635.7	2061.0
50°	1975.4	1978.0	1882.3	1915.1	1947.8	1947.8	2108.8	2106.3	1902.5	1769.1	2244.7
52.5°	2086.2	2050.9	2010.7	2040.9	2086.2	2111.3	2310.1	2254.8	1998.1	1882.3	2451.1
55°	2144.1	2129.0	2093.7	2146.6	2242.2	2254.8	2466.2	2423.4	2106.3	2015.7	2662.4
57.5°	2166.7	2179.3	2237.2	2259.8	2393.2	2425.9	2607.1	2546.7	2207.0	2181.8	2826.0
60°	2267.4	2249.7	2327.8	2418.3	2546.7	2564.3	2783.2	2652.4	2305.1	2290.0	2878.9
62.5°	2471.2	2425.9	2468.7	2576.9	2755.6	2778.2	2969.5	2793.3	2347.9	2363.0	2876.4
65°	2768.1	2735.4	2672.5	2758.1	3009.7	3042.4	3188.4	2914.1	2335.3	2337.8	2672.5
67.5°	3117.9	3065.1	2999.7	3052.5	3359.5	3435.0	3455.1	2966.9	2247.2	2196.9	2174.2
70°	3424.9	3389.7	3346.9	3437.5	3865.3	3893.0	3787.3	2934.2	2003.1	1764.1	1449.5
72.5°	3711.8	3694.2	3719.4	4059.1	4549.8	4567.4	4099.4	2727.9	1582.9	1069.5	674.4
75°	3734.5	3716.9	3890.5	4572.5	5407.9	5440.7	4293.1	2139.0	835.5	435.4	284.4
77.5°	2529.1	2581.9	2906.5	4003.7	4967.6	4975.1	3510.5	994.0	344.8	256.7	198.8
80°	621.6	689.5	1094.7	2071.1	3349.5	3432.5	1922.6	334.7	226.5	196.3	148.5
82.5°	226.5	246.6	445.4	936.1	1882.3	1915.1	671.9	181.2	163.6	151.0	108.2
85°	108.2	110.7	211.4	460.5	951.2	941.2	241.6	108.2	118.3	103.2	65.4
87.5°	45.3	45.3	93.1	213.9	420.3	407.7	78.0	50.3	67.9	60.4	32.7
90°	0.0	0.0	0.0	0.0	0.0	0.0	0.0	0.0	0.0	0.0	0.0



REPORT NUMBER: P670962
 CATALOG NUMBER: CCP-SA-1E-740-U-T4FT

CANDELA DISTRIBUTION (continued):

	90°	95°	105°	115°	125°	135°	145°	155°	165°	175°	180°
0°	936.1	936.1	936.1	936.1	936.1	936.1	936.1	936.1	936.1	936.1	936.1
2.5°	938.7	943.7	963.8	978.9	994.0	1006.6	1026.7	1026.7	1039.3	1039.3	1039.3
5°	936.1	963.8	996.5	1031.8	1054.4	1077.1	1097.2	1099.7	1107.3	1117.3	1119.8
7.5°	946.2	973.9	1026.7	1077.1	1104.7	1114.8	1140.0	1132.4	1132.4	1132.4	1140.0
10°	966.3	996.5	1069.5	1114.8	1134.9	1137.5	1129.9	1124.9	1109.8	1104.7	1097.2
12.5°	981.4	1034.3	1107.3	1142.5	1134.9	1127.4	1109.8	1084.6	1067.0	1062.0	1062.0
15°	1019.2	1072.0	1140.0	1152.6	1140.0	1099.7	1077.1	1049.4	1034.3	1011.6	1021.7
17.5°	1051.9	1112.3	1172.7	1157.6	1132.4	1069.5	1036.8	996.5	976.4	951.2	951.2
20°	1094.7	1150.0	1202.9	1162.6	1107.3	1039.3	986.5	936.1	908.5	883.3	888.3
22.5°	1142.5	1192.8	1220.5	1142.5	1069.5	991.5	918.5	870.7	835.5	820.4	825.4
25°	1180.2	1235.6	1230.6	1109.8	1024.2	931.1	850.6	805.3	797.7	782.6	782.6
27.5°	1228.0	1285.9	1223.0	1069.5	948.7	835.5	785.1	767.5	767.5	760.0	765.0
30°	1291.0	1331.2	1205.4	1011.6	853.1	749.9	724.7	734.8	752.4	744.9	747.4
32.5°	1394.1	1389.1	1190.3	946.2	752.4	666.9	684.5	704.6	719.7	727.3	732.3
35°	1494.8	1462.1	1172.7	858.1	659.3	626.6	641.7	664.4	692.0	699.6	702.1
37.5°	1595.5	1537.6	1142.5	749.9	601.4	591.4	606.5	619.1	641.7	646.7	651.8
40°	1701.1	1587.9	1089.6	644.2	553.6	553.6	563.7	566.2	578.8	586.3	591.4
42.5°	1794.3	1635.7	994.0	546.1	503.3	520.9	523.4	518.4	508.3	513.4	515.9
45°	1907.5	1688.6	883.3	475.6	465.6	488.2	493.2	473.1	455.5	445.4	440.4
47.5°	2018.2	1743.9	787.7	417.7	430.3	465.6	465.6	442.9	412.7	387.5	377.5
50°	2118.9	1799.3	709.7	382.5	395.1	447.9	453.0	410.2	377.5	347.3	342.2
52.5°	2287.5	1892.4	629.1	354.8	375.0	435.4	432.8	395.1	352.3	319.6	317.1
55°	2436.0	1985.5	523.4	327.1	354.8	417.7	425.3	380.0	322.1	291.9	286.9
57.5°	2544.2	2008.2	417.7	299.5	334.7	397.6	407.7	349.8	302.0	276.8	274.3
60°	2564.3	1920.1	339.7	276.8	307.0	369.9	377.5	332.2	286.9	266.7	261.7
62.5°	2471.2	1751.5	289.4	256.7	284.4	342.2	357.3	312.0	271.8	254.2	251.6
65°	2259.8	1504.9	254.2	239.1	269.3	322.1	339.7	296.9	259.2	244.1	241.6
67.5°	1789.2	1155.1	226.5	226.5	249.1	302.0	327.1	286.9	246.6	236.6	234.0
70°	1170.2	694.6	206.4	208.9	234.0	284.4	312.0	274.3	231.5	229.0	224.0
72.5°	503.3	319.6	183.7	191.3	211.4	254.2	289.4	256.7	213.9	206.4	198.8
75°	231.5	193.8	166.1	171.1	188.7	224.0	261.7	236.6	198.8	186.2	178.7
77.5°	163.6	140.9	138.4	148.5	161.1	193.8	231.5	221.5	183.7	173.6	168.6
80°	120.8	108.2	115.8	125.8	133.4	178.7	218.9	203.8	168.6	153.5	146.0
82.5°	85.6	80.5	90.6	100.7	108.2	156.0	201.3	178.7	140.9	128.3	115.8
85°	50.3	52.8	62.9	67.9	75.5	115.8	168.6	143.4	108.2	83.0	80.5
87.5°	22.6	22.6	30.2	32.7	37.7	67.9	113.2	90.6	67.9	52.8	50.3
90°	0.0	0.0	0.0	0.0	0.0	0.0	0.0	0.0	0.0	0.0	0.0

(END OF REPORT)